



RAW MATERIAL PRICE CHANGES (2006 - 2023)

END OF MONTH AVERAGE PRICES 2022	NICKEL LME	HC FeCr	MOLY OXIDE	COPPER COMEX	IRON SCRAP BUSHELING
JANUARY	\$10.127	\$2.195	\$19.452	\$4.431	\$0.298
FEBRUARY	\$10.967	\$2.219	\$19.333	\$4.502	\$0.283
MARCH	\$15.473	\$3.030	\$19.674	\$4.682	\$0.376
APRIL	\$15.104	\$3.650	\$19.652	\$4.638	\$0.394
MAY	\$12.678	\$3.889	\$19.077	\$4.249	\$0.338
JUNE	\$11.720	\$3.980	\$17.725	\$4.125	\$0.338
JULY	\$9.745	\$3.585	\$16.445	\$3.396	\$0.272
AUGUST	\$9.978	\$3.318	\$15.524	\$3.615	\$0.240
SEPTEMBER	\$10.289	\$3.007	\$17.723	\$3.480	\$0.227
OCTOBER	\$9.950	\$2.794	\$19.366	\$3.474	\$0.200
NOVEMBER	\$11.456	\$2.700	\$19.789	\$3.677	\$0.196
DECEMBER	\$13.081	\$2.700	\$26.850	\$3.817	\$0.209



RAW MATERIAL PRICE CHANGES (2006 - 2023)

END OF MONTH AVERAGE PRICES 2021	NICKEL LME	HC FeCr	MOLY OXIDE	COPPER COMEX	IRON SCRAP BUSHELING
JANUARY	\$8.096	\$0.954	\$10.476	\$3.623	\$0.271
FEBRUARY	\$8.422	\$1.168	\$12.178	\$3.861	\$0.271
MARCH	\$7.466	\$1.253	\$12.008	\$4.088	\$0.303
APRIL	\$7.476	\$1.280	\$11.456	\$4.248	\$0.303
MAY	\$7.986	\$1.300	\$13.432	\$4.635	\$0.303
JUNE	\$8.139	\$1.302	\$18.383	\$4.398	\$0.330
JULY	\$8.535	\$1.373	\$18.590	\$4.355	\$0.338
AUGUST	\$8.691	\$1.634	\$19.612	\$4.292	\$0.338
SEPTEMBER	\$8.799	\$1.707	\$19.765	\$4.265	\$0.316
OCTOBER	\$8.809	\$1.968	\$19.393	\$4.454	\$0.316
NOVEMBER	\$9.056	\$2.084	\$19.180	\$4.366	\$0.334
DECEMBER	\$9.104	\$2.180	\$19.031	\$4.333	\$0.325



RAW MATERIAL PRICE CHANGES (2006 - 2023)

END OF MONTH AVERAGE PRICES 2020	NICKEL LME	HC FeCr	MOLY OXIDE	COPPER COMEX	IRON SCRAP BUSHELING
JANUARY	\$6.148	\$0.790	\$10.023	\$2.750	\$0.178
FEBRUARY	\$5.780	\$0.801	\$10.365	\$2.580	\$0.173
MARCH	\$5.386	\$0.820	\$8.943	\$2.367	\$0.178
APRIL	\$5.331	\$0.830	\$8.503	\$2.306	\$0.164
MAY	\$5.505	\$0.850	\$8.896	\$2.387	\$0.182
JUNE	\$5.762	\$0.861	\$8.142	\$2.598	\$0.186
JULY	\$6.052	\$0.870	\$7.321	\$2.866	\$0.178
AUGUST	\$6.571	\$0.870	\$7.785	\$2.918	\$0.173
SEPTEMBER	\$6.743	\$0.867	\$8.423	\$3.023	\$0.187
OCTOBER	\$6.903	\$0.869	\$8.753	\$3.057	\$0.187
NOVEMBER	\$7.165	\$0.866	\$9.207	\$3.203	\$0.191
DECEMBER	\$7.624	\$0.914	\$9.477	\$3.535	\$0.236



RAW MATERIAL PRICE CHANGES (2006 - 2023)

END OF MONTH AVERAGE PRICES 2019	NICKEL LME	HC FeCr	MOLY OXIDE	COPPER COMEX	IRON SCRAP BUSHELING
JANUARY	\$5.196	\$1.022	\$11.306	\$2.682	\$0.213
FEBRUARY	\$5.738	\$1.095	\$11.939	\$2.856	\$0.205
MARCH	\$5.924	\$1.150	\$12.529	\$2.900	\$0.213
APRIL	\$5.815	\$1.150	\$12.246	\$2.920	\$0.204
MAY	\$5.442	\$1.150	\$12.310	\$2.743	\$0.187
JUNE	\$5.430	\$1.150	\$12.390	\$2.678	\$0.173
JULY	\$6.106	\$0.917	\$11.909	\$2.687	\$0.169
AUGUST	\$7.353	\$0.784	\$12.032	\$2.573	\$0.178
SEPTEMBER	\$8.016	\$0.749	\$11.961	\$2.597	\$0.160
OCTOBER	\$7.763	\$0.750	\$10.808	\$2.612	\$0.142
NOVEMBER	\$6.894	\$0.760	\$9.073	\$2.655	\$0.151
DECEMBER	\$6.260	\$0.783	\$9.336	\$2.770	\$0.164



RAW MATERIAL PRICE CHANGES (2006 - 2023)

END OF MONTH AVERAGE PRICES 2018	NICKEL LME	HC FeCr	MOLY OXIDE	COPPER COMEX	IRON SCRAP BUSHELING
JANUARY	\$5.843	\$1.400	\$11.735	\$3.194	\$0.209
FEBRUARY	\$6.158	\$1.400	\$12.520	\$3.167	\$0.209
MARCH	\$6.080	\$1.400	\$12.971	\$3.067	\$0.209
APRIL	\$6.321	\$1.400	\$12.396	\$3.088	\$0.213
MAY	\$6.512	\$1.400	\$11.703	\$3.064	\$0.213
JUNE	\$6.854	\$1.400	\$11.319	\$3.117	\$0.218
JULY	\$6.247	\$1.400	\$11.473	\$2.791	\$0.222
AUGUST	\$6.093	\$1.400	\$12.233	\$2.694	\$0.218
SEPTEMBER	\$5.682	\$1.356	\$12.260	\$2.692	\$0.213
OCTOBER	\$5.606	\$1.201	\$12.000	\$2.759	\$0.222
NOVEMBER	\$5.105	\$1.078	\$12.170	\$2.750	\$0.227
DECEMBER	\$4.916	\$1.021	\$11.978	\$2.723	\$0.227



RAW MATERIAL PRICE CHANGES (2006 - 2023)

END OF MONTH AVERAGE PRICES 2017	NICKEL LME	HC FeCr	MOLY OXIDE	COPPER COMEX	IRON SCRAP BUSHELING
JANUARY	\$4.528	\$1.453	\$7.476	\$2.619	\$0.183
FEBRUARY	\$4.817	\$1.462	\$7.809	\$2.704	\$0.183
MARCH	\$4.640	\$1.423	\$8.711	\$2.641	\$0.209
APRIL	\$4.386	\$1.438	\$8.938	\$2.584	\$0.205
MAY	\$4.152	\$1.420	\$8.381	\$2.536	\$0.205
JUNE	\$4.051	\$1.411	\$7.391	\$2.585	\$0.205
JULY	\$4.301	\$1.380	\$7.425	\$2.730	\$0.205
AUGUST	\$4.923	\$1.387	\$8.580	\$2.959	\$0.209
SEPTEMBER	\$5.096	\$1.415	\$8.871	\$2.984	\$0.209
OCTOBER	\$5.137	\$1.420	\$8.582	\$3.096	\$0.191
NOVEMBER	\$5.440	\$1.400	\$8.659	\$3.094	\$0.187
DECEMBER	\$5.154	\$1.400	\$9.639	\$3.098	\$0.200

RAW MATERIAL PRICE CHANGES (2006 - 2023)

END OF MONTH AVERAGE PRICES 2016	NICKEL LME	HC FeCr	MOLY OXIDE	COPPER COMEX	IRON SCRAP BUSHELING
JANUARY	\$3.848	\$0.935	\$5.425	\$2.009	\$0.116
FEBRUARY	\$3.769	\$0.915	\$5.273	\$2.075	\$0.116
MARCH	\$3.948	\$0.920	\$5.402	\$2.232	\$0.121
APRIL	\$4.016	\$0.900	\$5.980	\$2.183	\$0.143
MAY	\$3.942	\$0.900	\$7.255	\$2.111	\$0.156
JUNE	\$4.044	\$0.900	\$7.725	\$2.098	\$0.156
JULY	\$4.650	\$0.900	\$7.055	\$2.207	\$0.156
AUGUST	\$4.696	\$0.892	\$7.231	\$2.141	\$0.151
SEPTEMBER	\$4.621	\$0.850	\$7.097	\$2.135	\$0.138
OCTOBER	\$4.657	\$0.845	\$7.018	\$2.140	\$0.125
NOVEMBER	\$5.054	\$0.970	\$6.827	\$2.466	\$0.141
DECEMBER	\$4.996	\$1.231	\$6.808	\$2.567	\$0.163

RAW MATERIAL PRICE CHANGES (2006 - 2023)

END OF MONTH AVERAGE PRICES 2015	NICKEL LME	HC FeCr	MOLY OXIDE	COPPER COMEX	IRON SCRAP BUSHELING
JANUARY	\$6.700	\$1.080	\$9.327	\$2.653	\$0.201
FEBRUARY	\$6.593	\$1.080	\$8.409	\$2.624	\$0.156
MARCH	\$6.235	\$1.080	\$8.314	\$2.708	\$0.150
APRIL	\$5.798	\$1.080	\$8.124	\$2.800	\$0.150
MAY	\$6.128	\$1.080	\$7.820	\$2.893	\$0.150
JUNE	\$5.797	\$1.076	\$7.240	\$2.675	\$0.161
JULY	\$5.164	\$1.070	\$6.060	\$2.482	\$0.154
AUGUST	\$4.691	\$1.070	\$5.894	\$2.333	\$0.143
SEPTEMBER	\$4.490	\$1.051	\$5.875	\$2.371	\$0.132
OCTOBER	\$4.692	\$1.032	\$5.058	\$2.368	\$0.116
NOVEMBER	\$4.188	\$1.030	\$4.678	\$2.155	\$0.107
DECEMBER	\$3.943	\$1.013	\$5.045	\$2.082	\$0.107



RAW MATERIAL PRICE CHANGES (2006 - 2023)

END OF MONTH AVERAGE PRICES 2014	NICKEL LME	HC FeCr	MOLY OXIDE	COPPER COMEX	IRON SCRAP BUSHELING
JANUARY	\$6.386	\$1.057	\$9.994	\$3.355	\$0.234
FEBRUARY	\$6.438	\$1.090	\$9.988	\$3.285	\$0.219
MARCH	\$7.103	\$1.099	\$10.110	\$3.072	\$0.214
APRIL	\$7.881	\$1.100	\$11.633	\$3.069	\$0.228
MAY	\$8.818	\$1.107	\$14.181	\$3.132	\$0.228
JUNE	\$8.425	\$1.120	\$14.747	\$3.098	\$0.228
JULY	\$8.641	\$1.120	\$13.492	\$3.226	\$0.228
AUGUST	\$8.426	\$1.120	\$13.394	\$3.158	\$0.228
SEPTEMBER	\$8.201	\$1.133	\$12.475	\$3.092	\$0.228
OCTOBER	\$7.153	\$1.129	\$10.470	\$3.036	\$0.219
NOVEMBER	\$7.124	\$1.098	\$9.722	\$3.018	\$0.201
DECEMBER	\$7.221	\$1.080	\$9.350	\$2.898	\$0.201



RAW MATERIAL PRICE CHANGES (2006 - 2023)

END OF MONTH AVERAGE PRICES 2013	NICKEL LME	HC FeCr	MOLY OXIDE	COPPER COMEX	IRON SCRAP BUSHELING
JANUARY	\$7.922	\$0.988	\$11.813	\$3.667	\$0.208
FEBRUARY	\$8.044	\$1.010	\$11.363	\$3.666	\$0.201
MARCH	\$7.588	\$1.007	\$10.992	\$3.467	\$0.219
APRIL	\$7.092	\$0.987	\$11.072	\$3.277	\$0.210
MAY	\$6.782	\$0.980	\$10.958	\$3.299	\$0.201
JUNE	\$6.473	\$0.978	\$10.634	\$3.180	\$0.201
JULY	\$6.216	\$0.953	\$9.614	\$3.142	\$0.219
AUGUST	\$6.478	\$0.950	\$9.358	\$3.282	\$0.219
SEPTEMBER	\$6.250	\$0.980	\$9.550	\$3.273	\$0.214
OCTOBER	\$6.382	\$0.994	\$9.519	\$3.282	\$0.214
NOVEMBER	\$6.227	\$1.010	\$9.756	\$3.216	\$0.223
DECEMBER	\$6.312	\$1.020	\$9.733	\$3.342	\$0.230



RAW MATERIAL PRICE CHANGES (2006 - 2023)

END OF MONTH AVERAGE PRICES 2012	NICKEL LME	HC FeCr	MOLY OXIDE	COPPER COMEX	IRON SCRAP BUSHELING
JANUARY	\$8.991	\$1.117	\$13.825	\$3.669	\$0.275
FEBRUARY	\$9.283	\$1.142	\$14.729	\$3.846	\$0.261
MARCH	\$8.487	\$1.156	\$14.200	\$3.840	\$0.248
APRIL	\$8.118	\$1.166	\$14.188	\$3.720	\$0.246
MAY	\$7.720	\$1.170	\$13.892	\$3.570	\$0.246
JUNE	\$7.502	\$1.148	\$13.317	\$3.348	\$0.223
JULY	\$7.330	\$1.098	\$12.650	\$3.439	\$0.203
AUGUST	\$7.102	\$1.043	\$11.247	\$3.418	\$0.234
SEPTEMBER	\$7.809	\$1.019	\$11.800	\$3.719	\$0.214
OCTOBER	\$7.822	\$1.000	\$10.967	\$3.680	\$0.188
NOVEMBER	\$7.392	\$0.954	\$10.950	\$3.504	\$0.208
DECEMBER	\$7.896	\$0.960	\$11.379	\$3.624	\$0.208



RAW MATERIAL PRICE CHANGES (2006 - 2023)

END OF MONTH AVERAGE PRICES 2011	NICKEL LME	HC FeCr	MOLY OXIDE	COPPER COMEX	IRON SCRAP BUSHELING
JANUARY	\$11.633	\$1.309	\$17.231	\$4.344	\$0.223
FEBRUARY	\$12.815	\$1.330	\$17.625	\$4.492	\$0.243
MARCH	\$12.162	\$1.340	\$17.280	\$4.320	\$0.259
APRIL	\$11.943	\$1.296	\$17.072	\$4.305	\$0.243
MAY	\$10.982	\$1.283	\$16.814	\$4.056	\$0.250
JUNE	\$10.140	\$1.192	\$16.091	\$4.109	\$0.261
JULY	\$10.764	\$1.170	\$14.706	\$4.402	\$0.259
AUGUST	\$10.017	\$1.160	\$14.567	\$4.079	\$0.270
SEPTEMBER	\$9.250	\$1.144	\$14.367	\$3.738	\$0.266
OCTOBER	\$8.567	\$1.082	\$13.363	\$3.344	\$0.259
NOVEMBER	\$8.111	\$1.070	\$13.341	\$3.442	\$0.250
DECEMBER	\$8.234	\$1.082	\$13.417	\$3.432	\$0.263



RAW MATERIAL PRICE CHANGES (2006 - 2023)

END OF MONTH AVERAGE PRICES 2010	NICKEL LME	HC FeCr	MOLY OXIDE	COPPER COMEX	IRON SCRAP BUSHELING
JANUARY	\$8.364	\$0.995	\$14.753	\$3.322	\$0.179
FEBRUARY	\$8.607	\$1.218	\$16.294	\$3.115	\$0.183
MARCH	\$10.188	\$1.288	\$17.119	\$3.395	\$0.212
APRIL	\$11.807	\$1.334	\$17.611	\$3.509	\$0.228
MAY	\$9.983	\$1.381	\$16.881	\$3.099	\$0.203
JUNE	\$8.795	\$1.326	\$14.733	\$2.937	\$0.201
JULY	\$8.853	\$1.216	\$14.181	\$3.084	\$0.188
AUGUST	\$9.713	\$1.219	\$15.481	\$3.320	\$0.188
SEPTEMBER	\$10.271	\$1.249	\$15.613	\$3.518	\$0.194
OCTOBER	\$10.799	\$1.293	\$15.272	\$3.768	\$0.170
NOVEMBER	\$10.392	\$1.318	\$16.047	\$3.842	\$0.174
DECEMBER	\$10.937	\$1.306	\$16.171	\$4.170	\$0.192



RAW MATERIAL PRICE CHANGES (2006 - 2023)

END OF MONTH AVERAGE PRICES 2009	NICKEL LME	HC FeCr	MOLY OXIDE	COPPER COMEX	IRON SCRAP BUSHELING
JANUARY	\$5.129	\$0.784	\$9.406	\$1.480	\$0.114
FEBRUARY	\$4.721	\$0.780	\$9.056	\$1.513	\$0.098
MARCH	\$4.398	\$0.753	\$8.497	\$1.717	\$0.092
APRIL	\$5.065	\$0.686	\$7.953	\$2.046	\$0.071
MAY	\$5.731	\$0.714	\$9.397	\$2.107	\$0.100
JUNE	\$6.786	\$0.777	\$10.342	\$2.283	\$0.100
JULY	\$7.251	\$0.840	\$13.331	\$2.387	\$0.134
AUGUST	\$8.909	\$0.885	\$17.188	\$2.808	\$0.141
SEPTEMBER	\$7.926	\$0.904	\$14.444	\$2.815	\$0.154
OCTOBER	\$8.403	\$0.898	\$12.425	\$2.878	\$0.138
NOVEMBER	\$7.707	\$0.886	\$11.243	\$3.035	\$0.118
DECEMBER	\$7.741	\$0.888	\$11.466	\$3.188	\$0.152



RAW MATERIAL PRICE CHANGES (2006 - 2023)

END OF MONTH AVERAGE PRICES 2008	NICKEL LME	HC FeCr	MOLY OXIDE	COPPER COMEX	IRON SCRAP BUSHELING
JANUARY	\$12.560	\$1.685	\$33.138	\$3.199	\$0.188
FEBRUARY	\$12.681	\$1.927	\$33.467	\$3.595	\$0.181
MARCH	\$14.164	\$2.109	\$33.775	\$3.815	\$0.188
APRIL	\$13.047	\$2.322	\$33.003	\$3.939	\$0.263
MAY	\$11.673	\$2.316	\$32.528	\$3.772	\$0.315
JUNE	\$10.228	\$2.189	\$33.219	\$3.690	\$0.346
JULY	\$9.145	\$2.066	\$33.725	\$3.760	\$0.397
AUGUST	\$8.586	\$1.950	\$33.861	\$3.442	\$0.384
SEPTEMBER	\$8.072	\$1.776	\$32.933	\$3.138	\$0.257
OCTOBER	\$5.507	\$1.552	\$26.681	\$2.190	\$0.109
NOVEMBER	\$4.854	\$1.261	\$11.007	\$1.694	\$0.063
DECEMBER	\$4.394	\$0.966	\$9.850	\$1.388	\$0.105



RAW MATERIAL PRICE CHANGES (2006 - 2023)

END OF MONTH AVERAGE PRICES 2007	NICKEL LME	HC FeCr	MOLY OXIDE	COPPER COMEX	IRON SCRAP BUSHELING
JANUARY	\$16.697	\$0.679	\$25.122	\$2.572	\$0.116
FEBRUARY	\$18.681	\$0.730	\$25.683	\$2.599	\$0.132
MARCH	\$21.013	\$0.808	\$28.150	\$2.927	\$0.165
APRIL	\$22.801	\$0.963	\$28.253	\$3.508	\$0.156
MAY	\$23.668	\$1.020	\$30.967	\$3.483	\$0.123
JUNE	\$18.923	\$1.266	\$32.647	\$3.390	\$0.127
JULY	\$15.162	\$1.306	\$31.861	\$3.612	\$0.127
AUGUST	\$12.543	\$1.228	\$31.800	\$3.368	\$0.136
SEPTEMBER	\$13.398	\$1.279	\$31.769	\$3.446	\$0.143
OCTOBER	\$14.087	\$1.395	\$31.992	\$3.589	\$0.141
NOVEMBER	\$13.885	\$1.595	\$33.025	\$3.140	\$0.132
DECEMBER	\$11.790	\$1.662	\$32.543	\$3.017	\$0.145



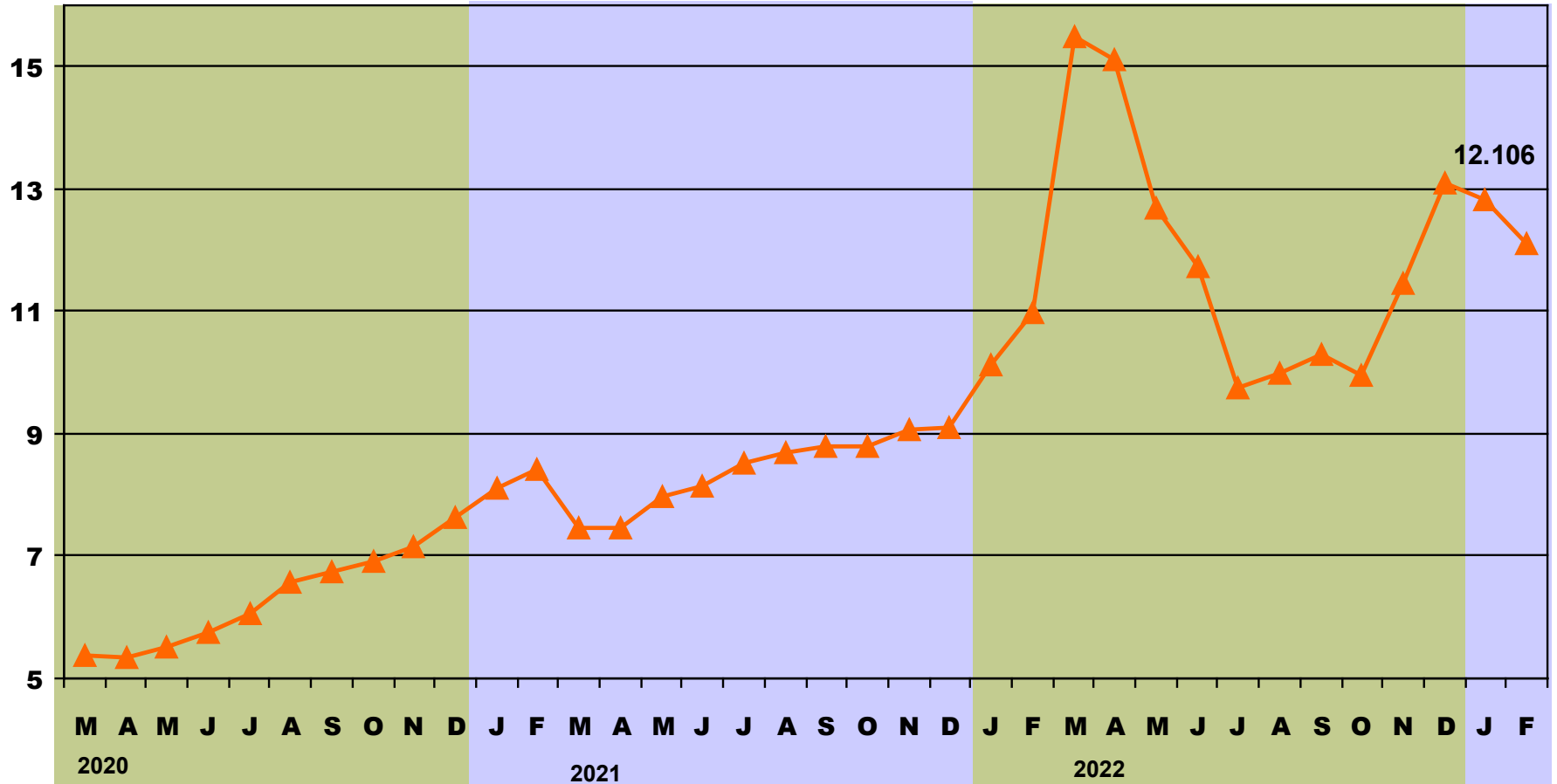
RAW MATERIAL PRICE CHANGES (2006 - 2023)

END OF MONTH AVERAGE PRICES 2006	NICKEL LME	HC FeCr	MOLY OXIDE	COPPER COMEX	IRON SCRAP BUSHELING
JANUARY	\$6.600	\$0.530	\$23.306	\$2.183	\$0.113
FEBRUARY	\$6.794	\$0.577	\$23.906	\$2.256	\$0.127
MARCH	\$6.757	\$0.608	\$23.056	\$2.322	\$0.125
APRIL	\$8.139	\$0.615	\$23.125	\$2.964	\$0.132
MAY	\$9.561	\$0.629	\$25.717	\$3.758	\$0.141
JUNE	\$9.414	\$0.639	\$25.278	\$3.396	\$0.154
JULY	\$12.059	\$0.637	\$24.968	\$3.623	\$0.154
AUGUST	\$13.945	\$0.639	\$26.431	\$3.531	\$0.118
SEPTEMBER	\$13.667	\$0.631	\$27.256	\$3.464	\$0.123
OCTOBER	\$14.834	\$0.625	\$25.756	\$3.392	\$0.109
NOVEMBER	\$14.567	\$0.632	\$25.529	\$3.166	\$0.103
DECEMBER	\$15.681	\$0.640	\$24.867	\$3.024	\$0.105



ELECTRALLOY
a G.O. CARLSON Inc. Company

NICKEL PRICE CHANGES **Mar. 2020 – Feb. 2023**



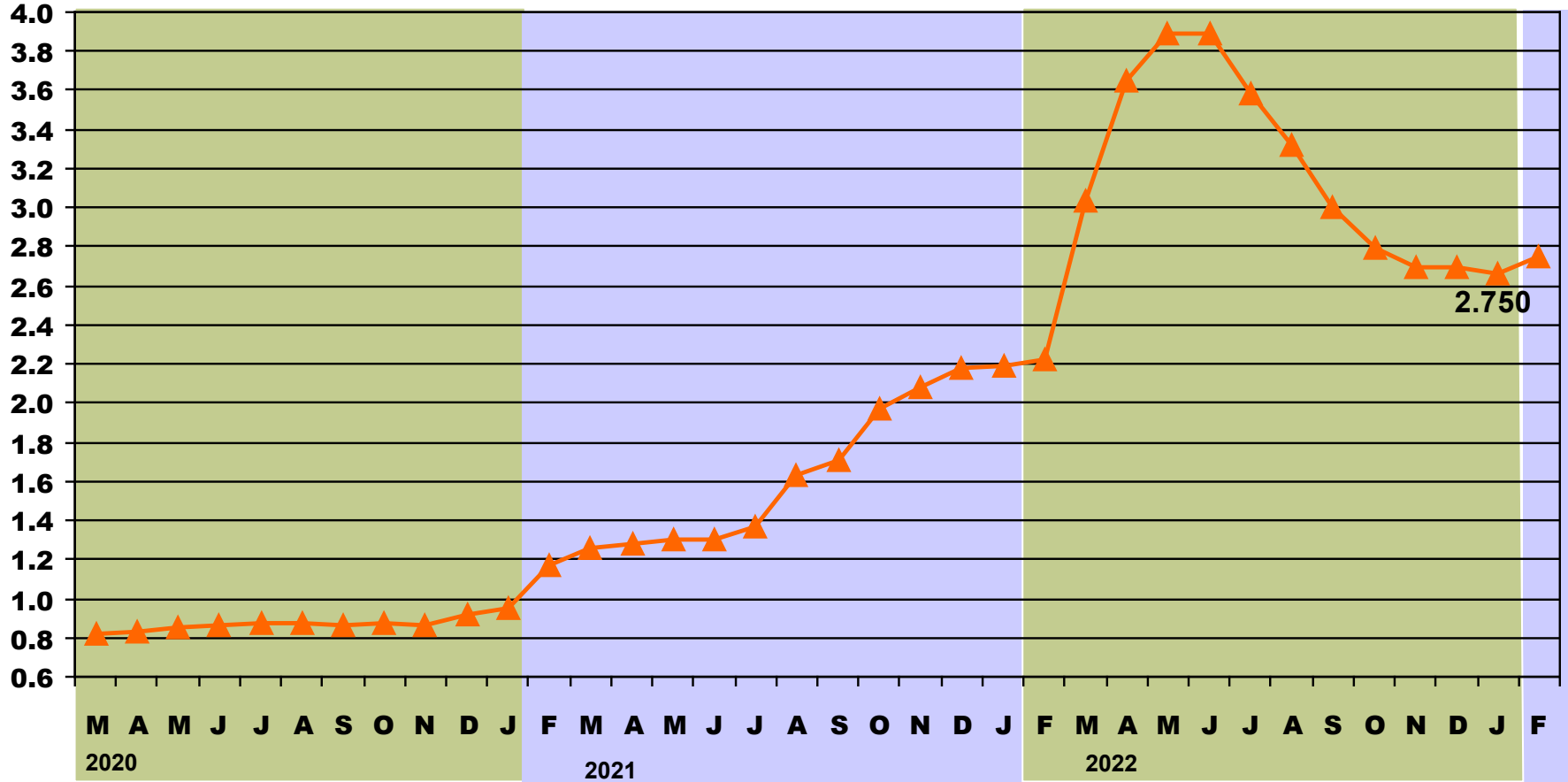
—▲— Nickel



ELECTRALLOY
a G.O. CARLSON Inc. Company

HC FeCr PRICE CHANGES

Mar. 2020 – Feb. 2023



▲ HC FeCr

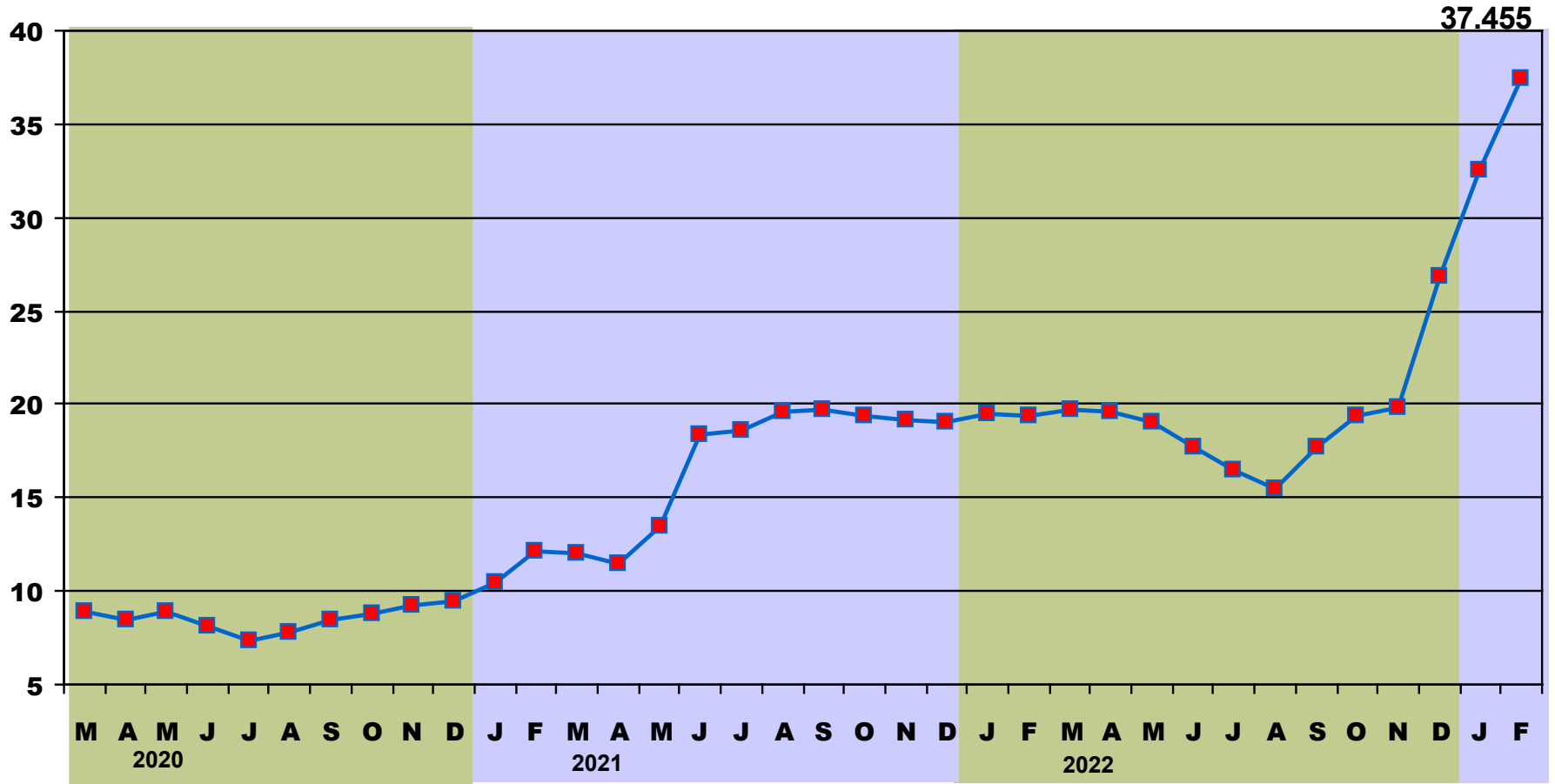


ELECTRALLOY

a G.O. CARLSON Inc. Company

MOLY OXIDE PRICE CHANGES

Mar. 2020 – Feb. 2023



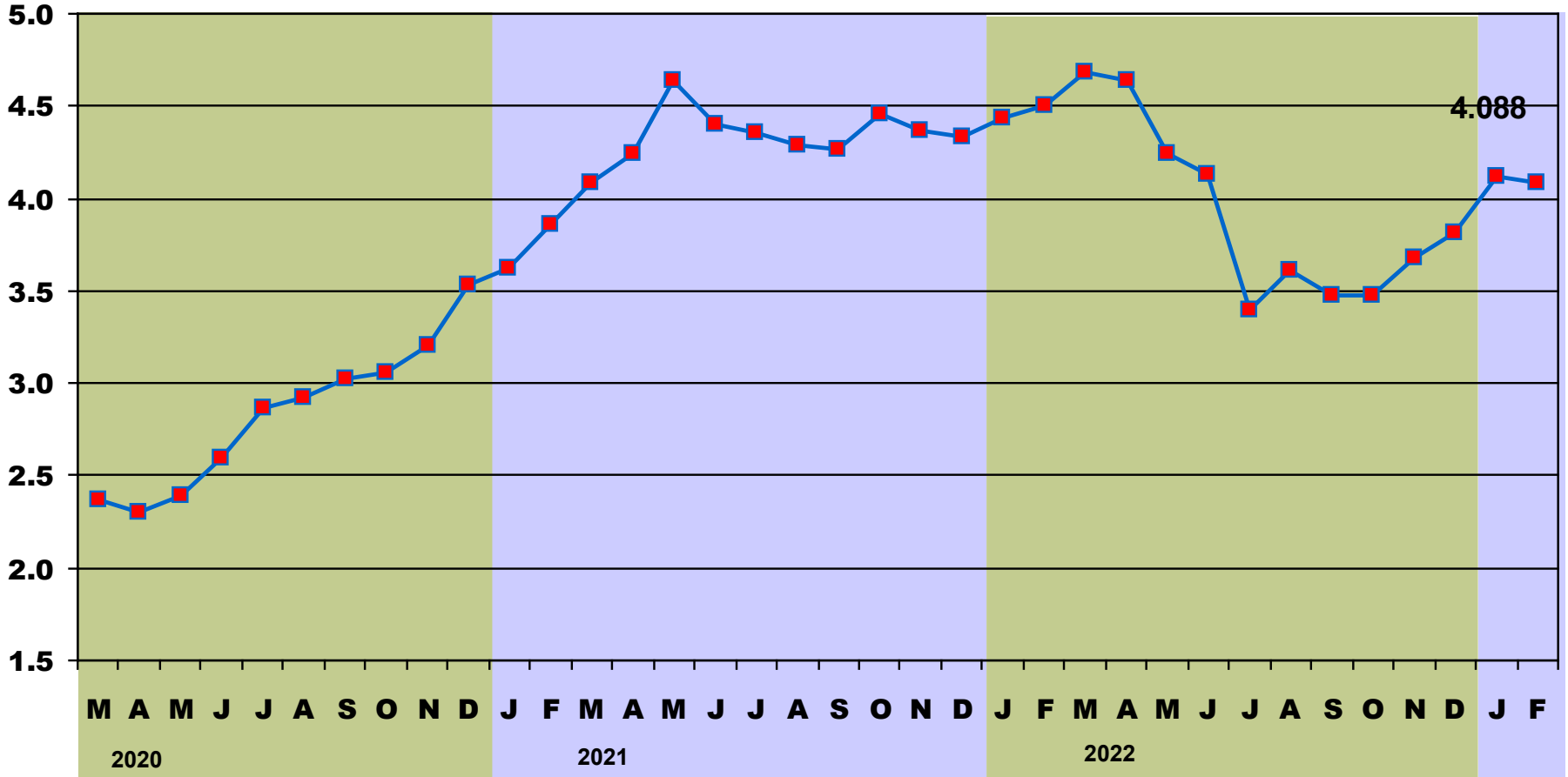
—■— Moly Oxide



ELECTRALLOY

a G.O. CARLSON Inc. Company

**COPPER COMEX
PRICE CHANGES
Mar. 2020 – Feb. 2023**

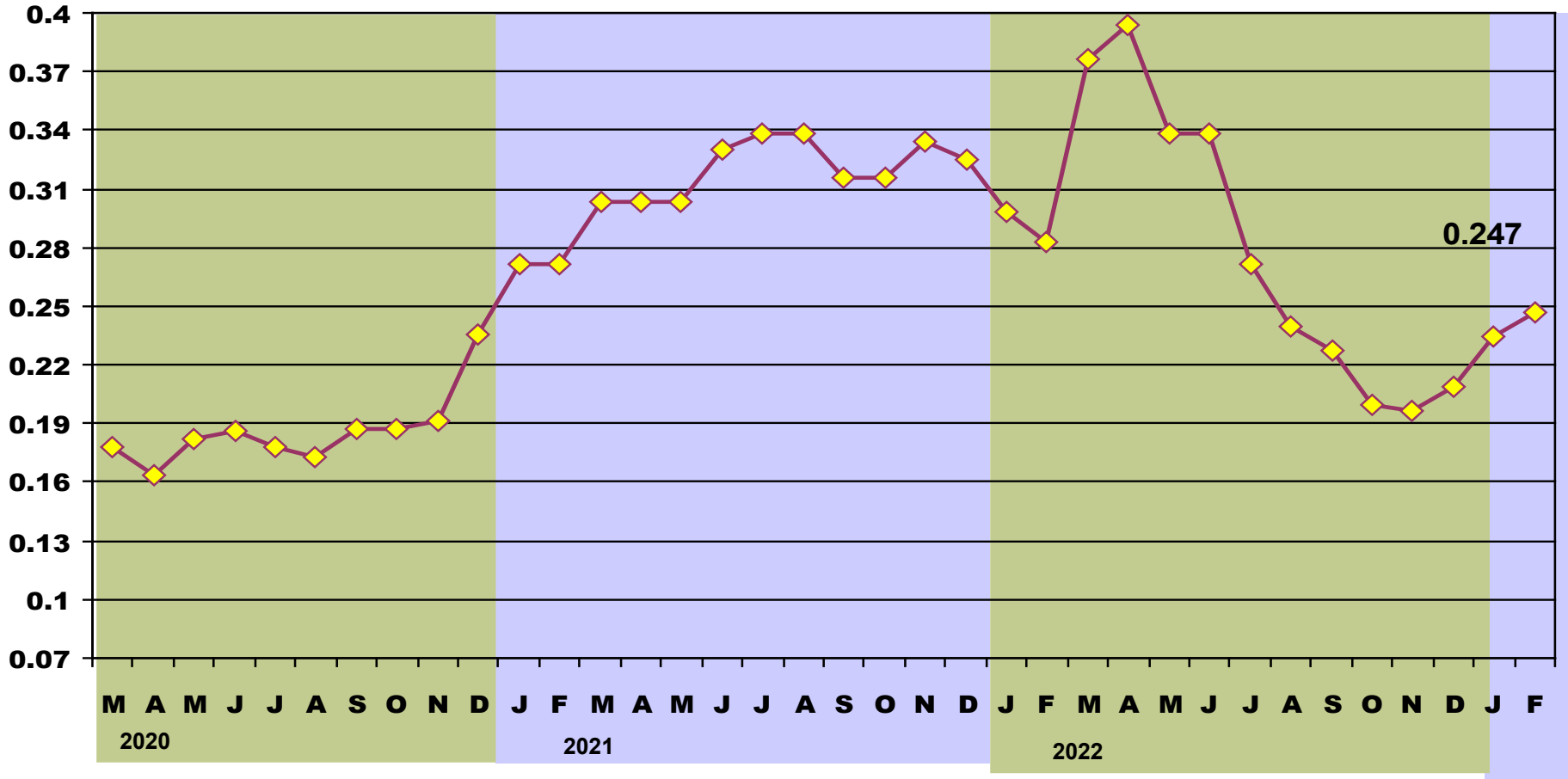


Copper Comex



ELECTRALLOY
a G.O. CARLSON Inc. Company

IRON SCRAP BUSHELING
PRICE CHANGES
Mar. 2020 – Feb. 2023



Iron Scrap Busheling