



RAW MATERIAL PRICE CHANGES (2006 - 2019)

END OF MONTH AVERAGE PRICES 2019	NICKEL LME	HC FeCr	MOLY OXIDE	COPPER COMEX	IRON SCRAP BUSHELING
JANUARY	\$5.196	\$1.022	\$11.306	\$2.682	\$0.213
FEBRUARY	\$5.738	\$1.095	\$11.939	\$2.856	\$0.205
MARCH	\$5.924	\$1.150	\$12.529	\$2.900	\$0.213
APRIL	\$5.815	\$1.150	\$12.246	\$2.920	\$0.204
MAY	\$5.442	\$1.150	\$12.310	\$2.743	\$0.187
JUNE	\$5.430	\$1.150	\$12.390	\$2.678	\$0.173
JULY	\$6.106	\$0.917	\$11.909	\$2.687	\$0.169
AUGUST	\$7.353	\$0.784	\$12.032	\$2.573	\$0.178
SEPTEMBER	\$8.016	\$0.749	\$11.961	\$2.597	\$0.160
OCTOBER	\$7.763	\$0.750	\$10.808	\$2.612	\$0.142
NOVEMBER	\$6.894	\$0.760	\$9.073	\$2.655	\$0.151
DECEMBER	\$6.260	\$0.783	\$9.336	\$2.770	\$0.164



RAW MATERIAL PRICE CHANGES (2006 - 2019)

END OF MONTH AVERAGE PRICES 2018	NICKEL LME	HC FeCr	MOLY OXIDE	COPPER COMEX	IRON SCRAP BUSHELING
JANUARY	\$5.843	\$1.400	\$11.735	\$3.194	\$0.209
FEBRUARY	\$6.158	\$1.400	\$12.520	\$3.167	\$0.209
MARCH	\$6.080	\$1.400	\$12.971	\$3.067	\$0.209
APRIL	\$6.321	\$1.400	\$12.396	\$3.088	\$0.213
MAY	\$6.512	\$1.400	\$11.703	\$3.064	\$0.213
JUNE	\$6.854	\$1.400	\$11.319	\$3.117	\$0.218
JULY	\$6.247	\$1.400	\$11.473	\$2.791	\$0.222
AUGUST	\$6.093	\$1.400	\$12.233	\$2.694	\$0.218
SEPTEMBER	\$5.682	\$1.356	\$12.260	\$2.692	\$0.213
OCTOBER	\$5.606	\$1.201	\$12.000	\$2.759	\$0.222
NOVEMBER	\$5.105	\$1.078	\$12.170	\$2.750	\$0.227
DECEMBER	\$4.916	\$1.021	\$11.978	\$2.723	\$0.227



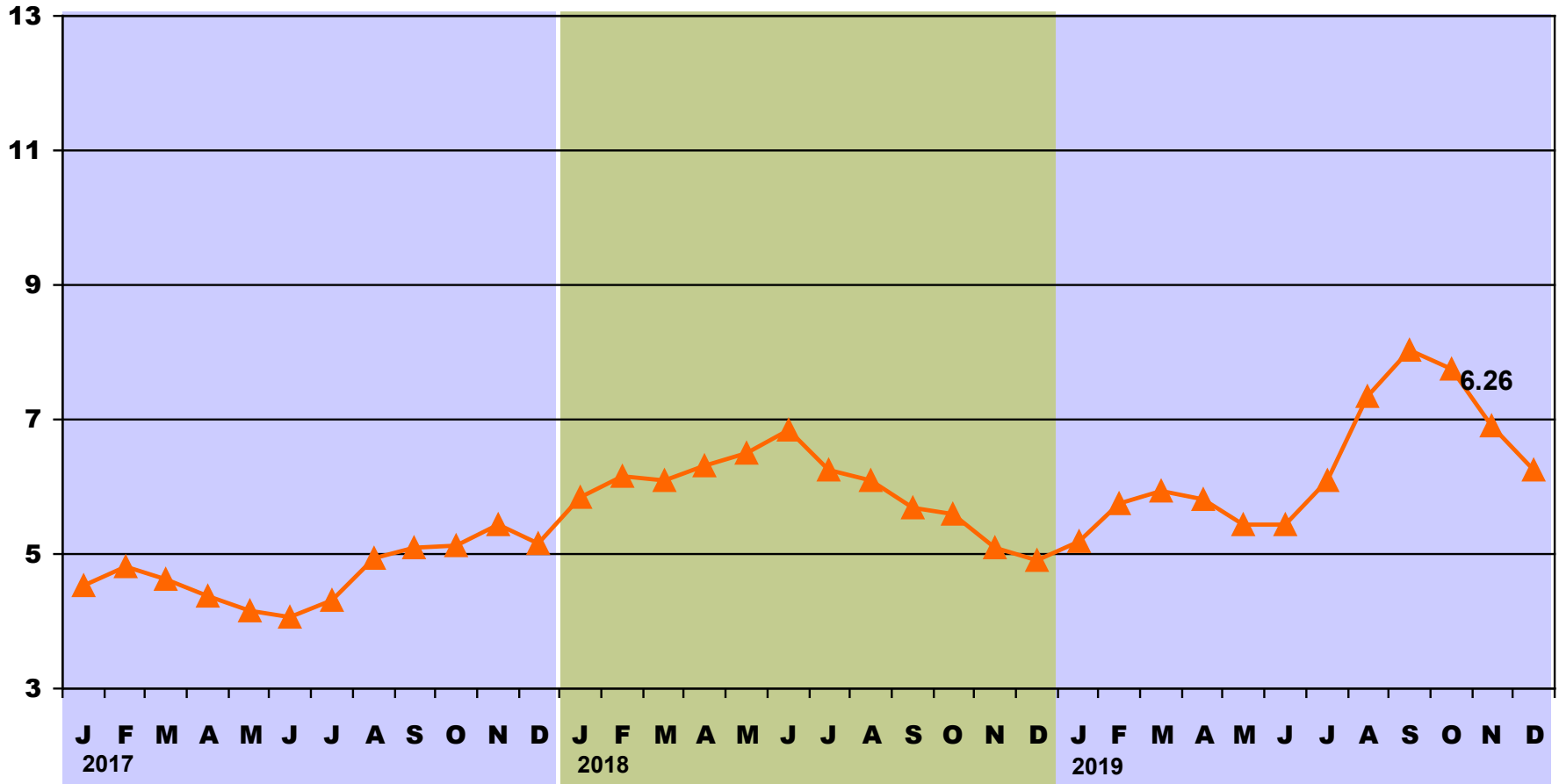
RAW MATERIAL PRICE CHANGES (2006 - 2019)

END OF MONTH AVERAGE PRICES 2017	NICKEL LME	HC FeCr	MOLY OXIDE	COPPER COMEX	IRON SCRAP BUSHELING
JANUARY	\$4.528	\$1.453	\$7.476	\$2.619	\$0.183
FEBRUARY	\$4.817	\$1.462	\$7.809	\$2.704	\$0.183
MARCH	\$4.640	\$1.423	\$8.711	\$2.641	\$0.209
APRIL	\$4.386	\$1.438	\$8.938	\$2.584	\$0.205
MAY	\$4.152	\$1.420	\$8.381	\$2.536	\$0.205
JUNE	\$4.051	\$1.411	\$7.391	\$2.585	\$0.205
JULY	\$4.301	\$1.380	\$7.425	\$2.730	\$0.205
AUGUST	\$4.923	\$1.387	\$8.580	\$2.959	\$0.209
SEPTEMBER	\$5.096	\$1.415	\$8.871	\$2.984	\$0.209
OCTOBER	\$5.137	\$1.420	\$8.582	\$3.096	\$0.191
NOVEMBER	\$5.440	\$1.400	\$8.659	\$3.094	\$0.187
DECEMBER	\$5.154	\$1.400	\$9.639	\$3.098	\$0.200



ELECTRALLOY
a G.O. CARLSON Inc. Company

NICKEL PRICE CHANGES **Jan. 2017 – Dec. 2019**



—▲— **Nickel**

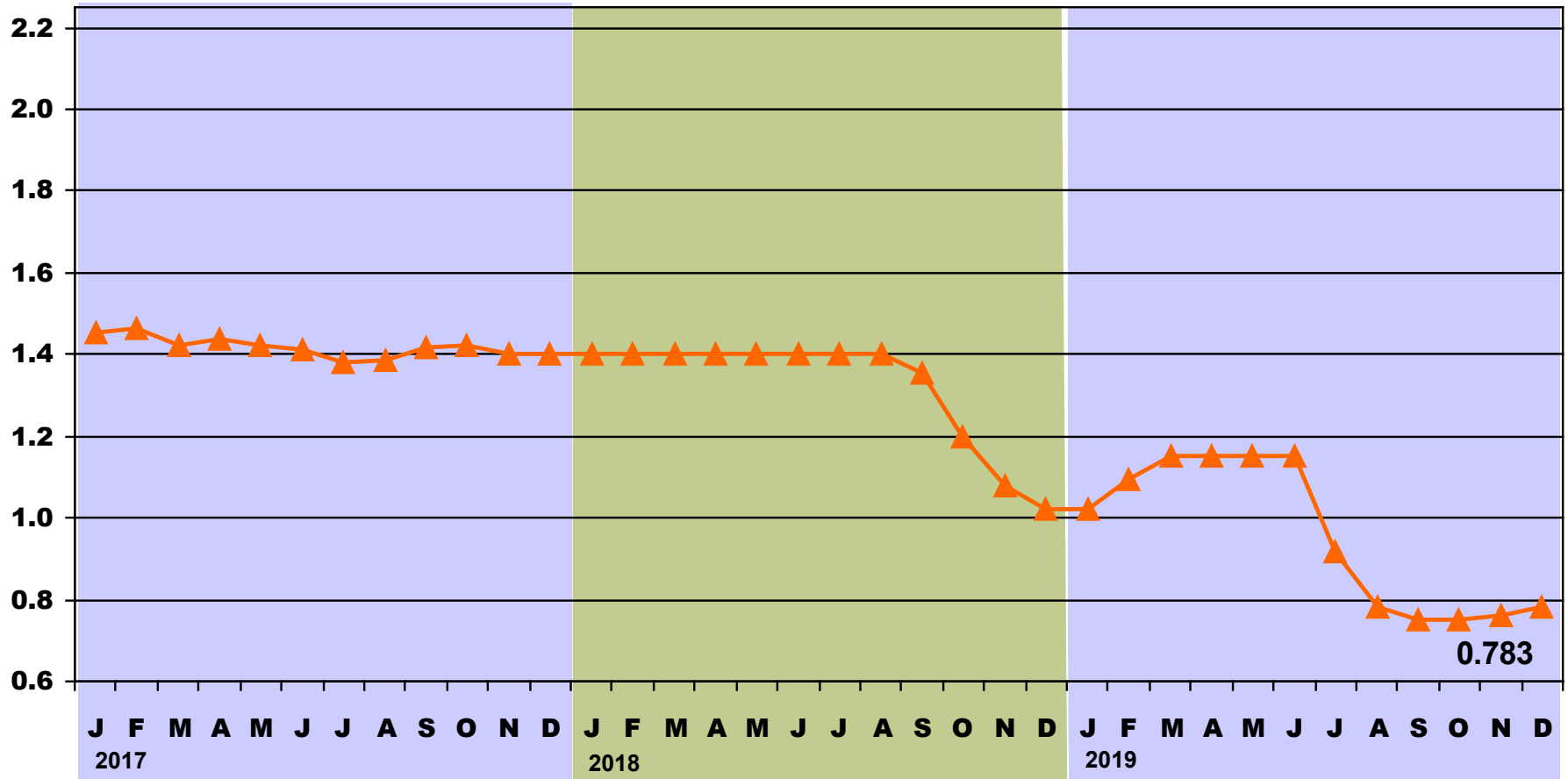


ELECTRALLOY

a G.O. CARLSON Inc. Company

HC FeCr PRICE CHANGES

Jan. 2017 – Dec. 2019



—▲ HC FeCr

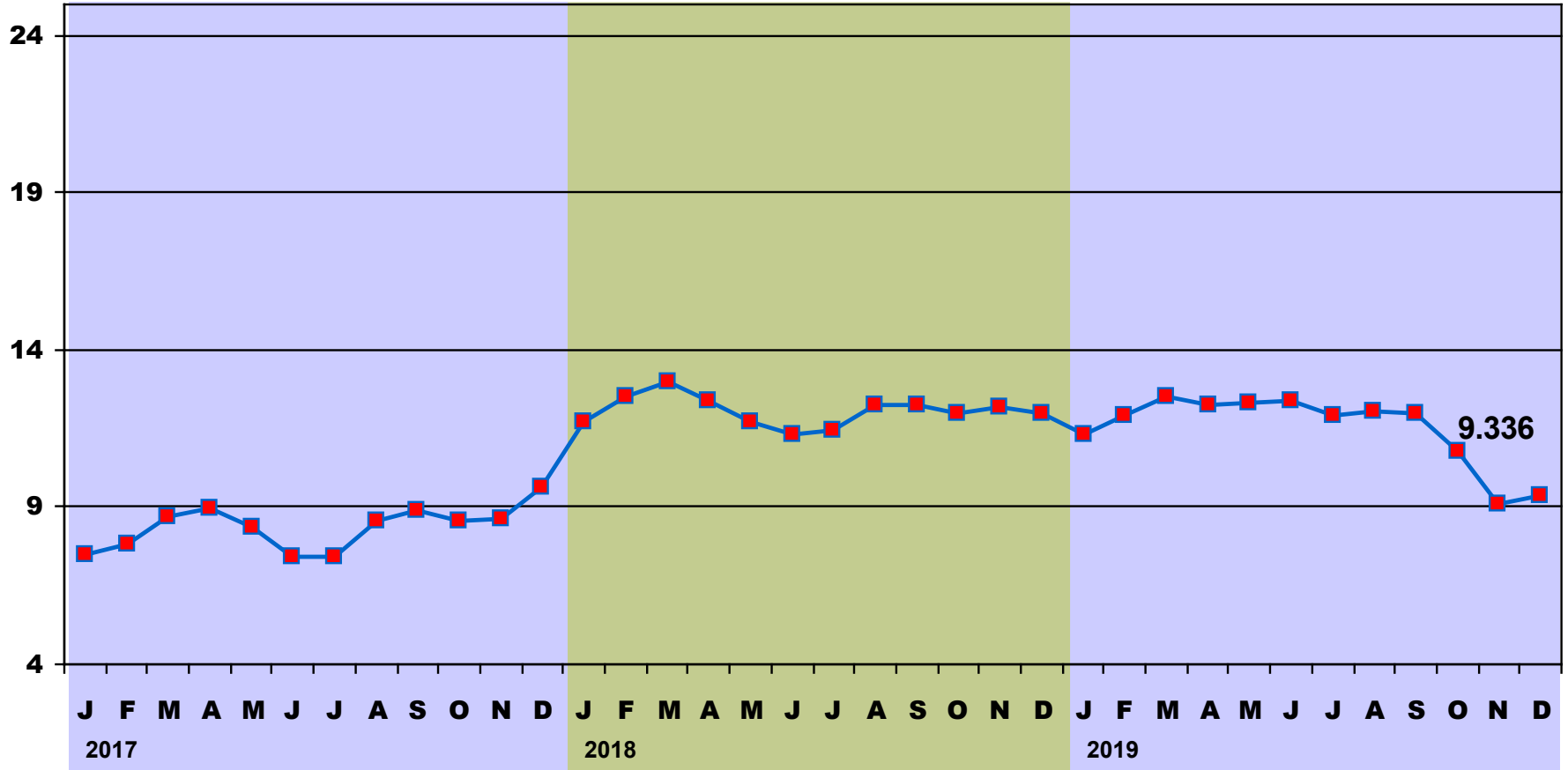


ELECTRALLOY

a G.O. CARLSON Inc. Company

MOLY OXIDE PRICE CHANGES

Jan. 2017 – Dec. 2019



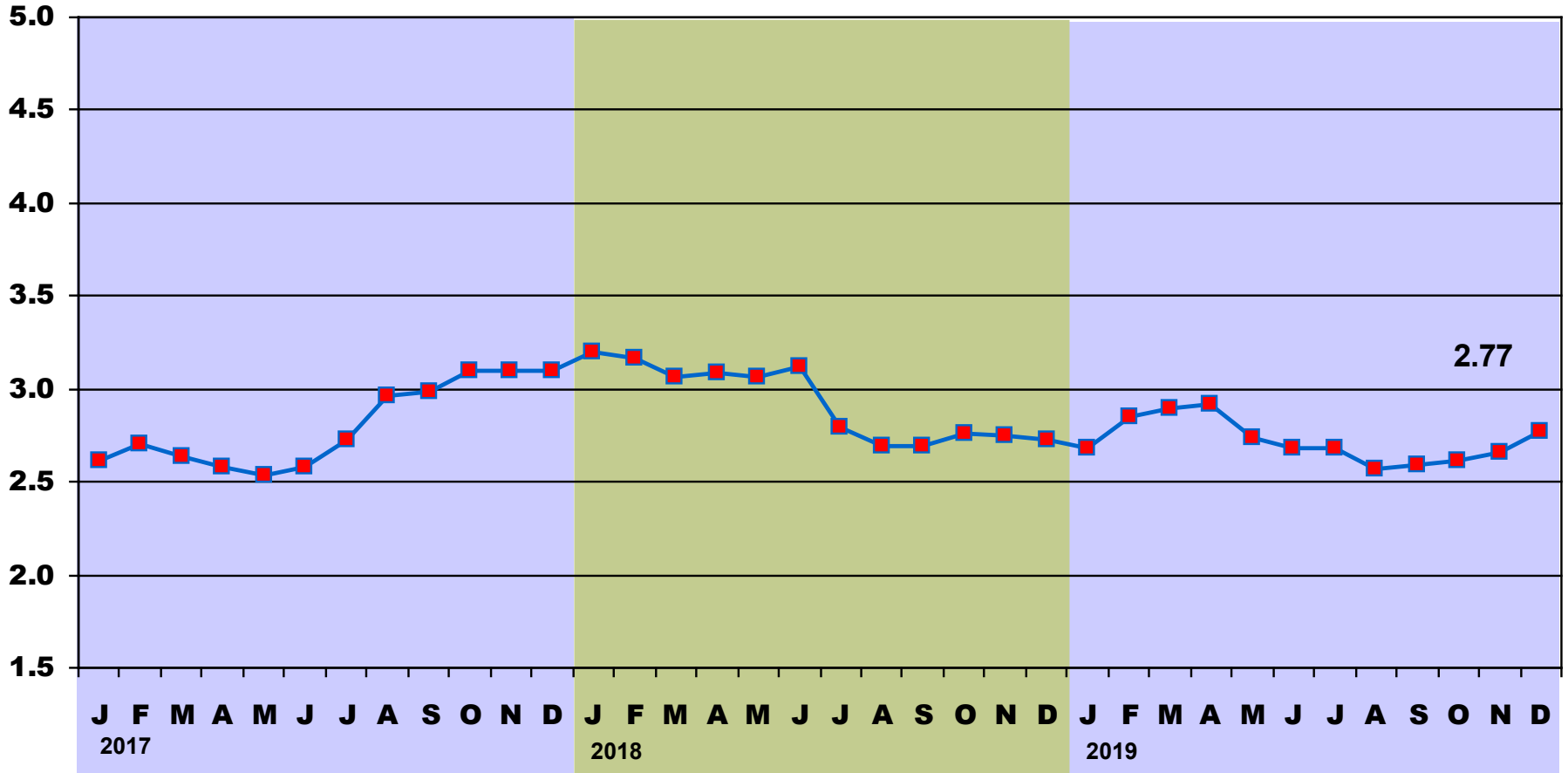
—■— Moly Oxide



ELECTRALLOY

a G.O. CARLSON Inc. Company

**COPPER COMEX
PRICE CHANGES
Jan. 2016 – Dec. 2019**

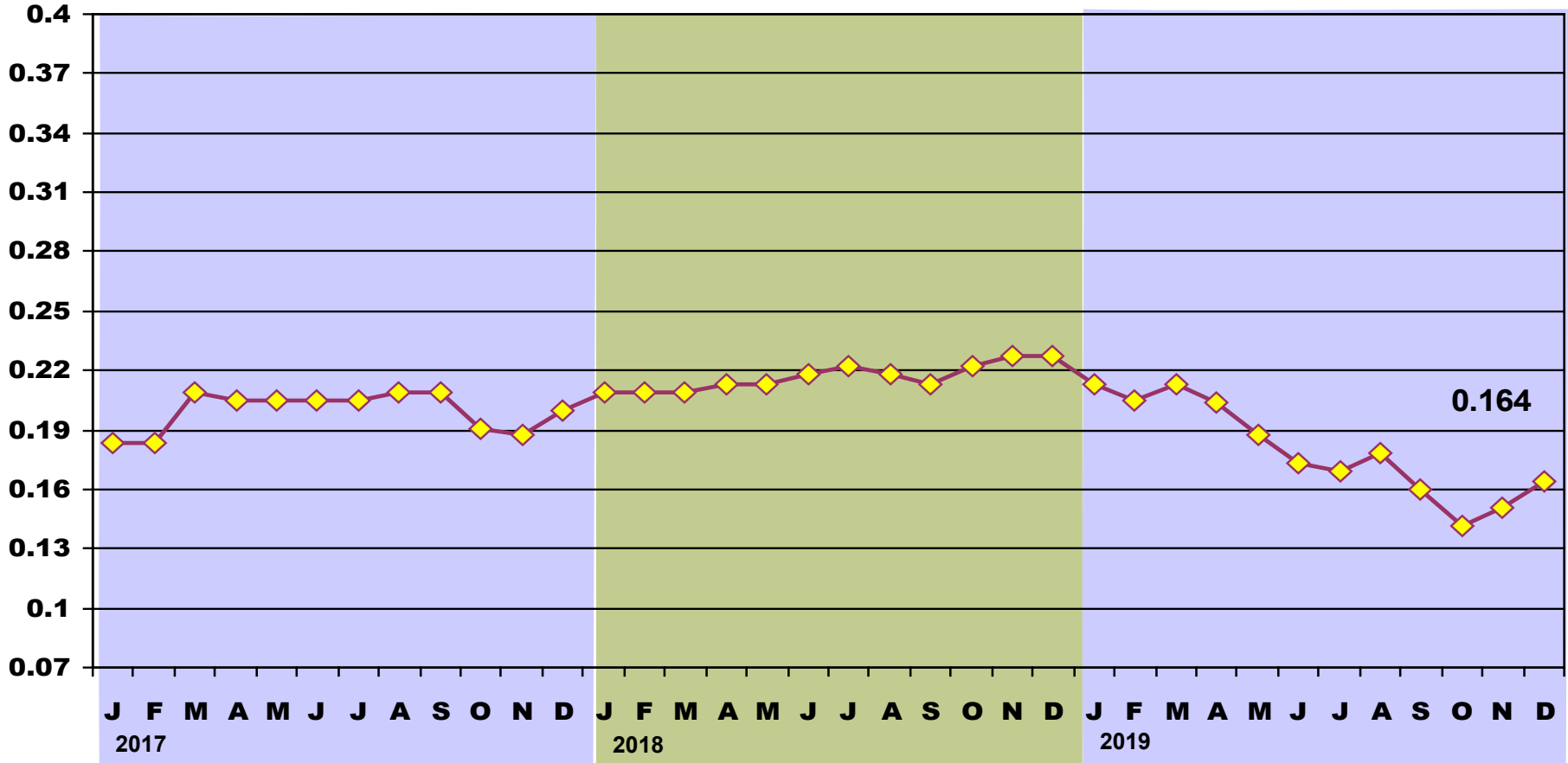


—■— Copper Comex



ELECTRALLOY
a G.O. CARLSON Inc. Company

IRON SCRAP BUSHELING
PRICE CHANGES
Jan. 2016 – Dec. 2019



 **Iron Scrap Busheling**